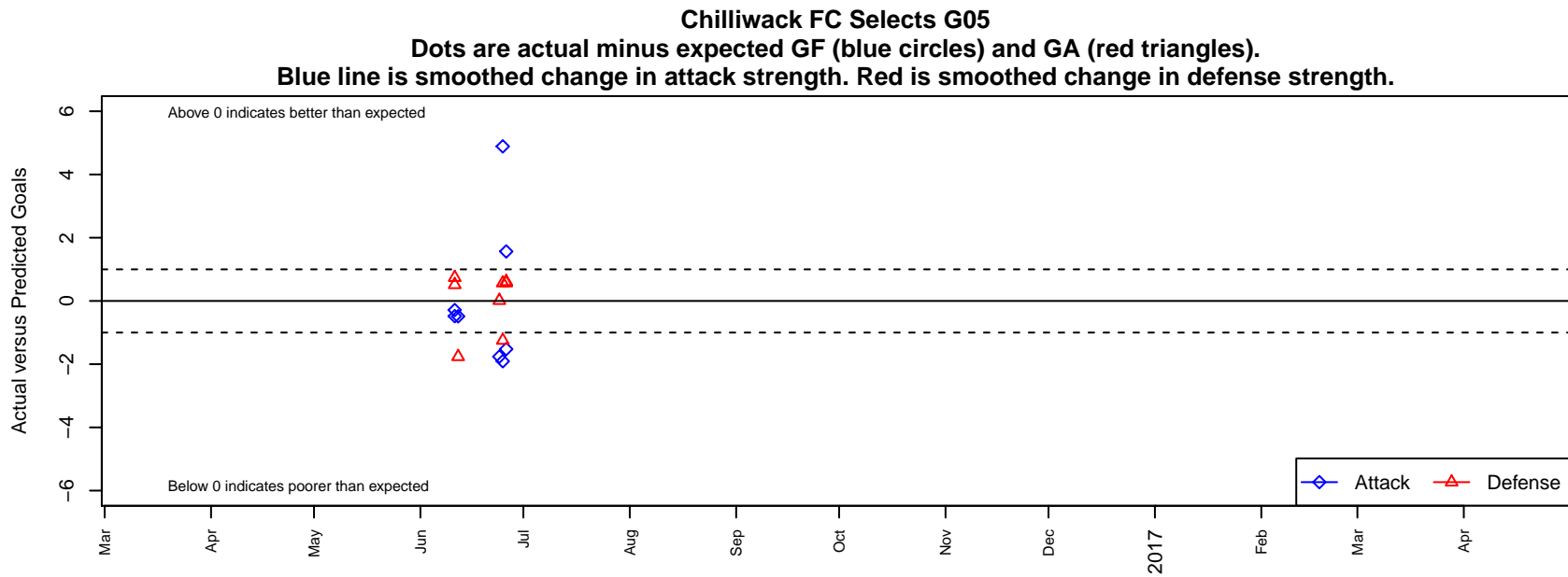


Chilliwack FC Selects G05

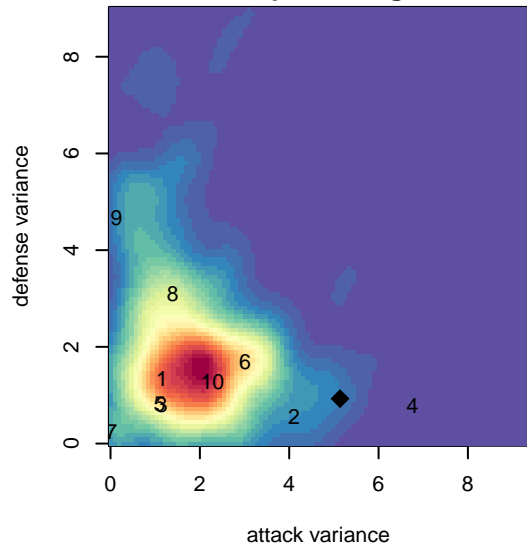
, BC
G05 total strength=775
attack=1.04 defense=0.81

alt names used:
88 CHILLIWACK FC SELECTS
Chilliwack FC Selects [G05]

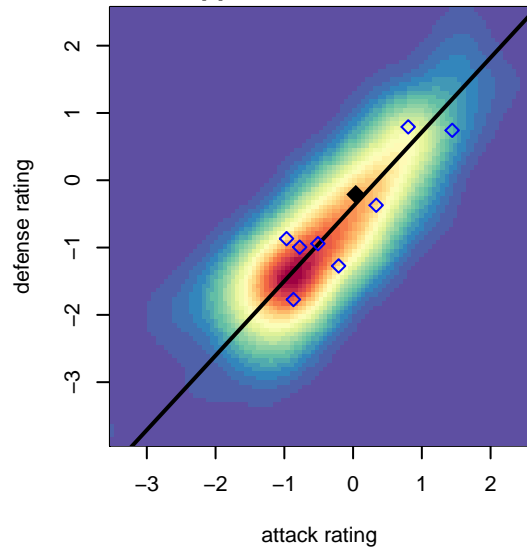
Venues played:
2016 Starfire Spring Classic GU12
2016 Baker Blast COPA U12



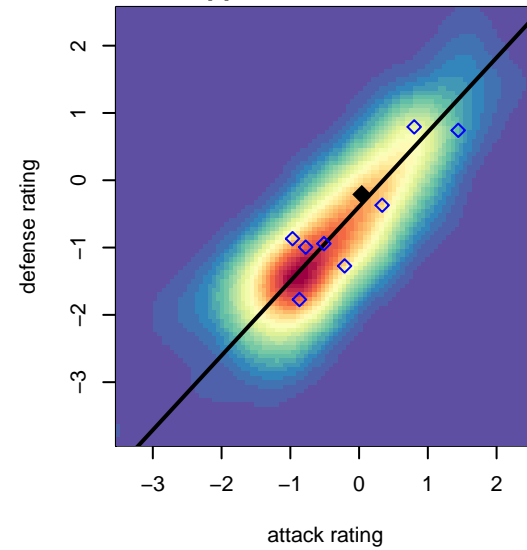
**attack and defense variance (black dot)
relative to other teams
and top 10 in region**



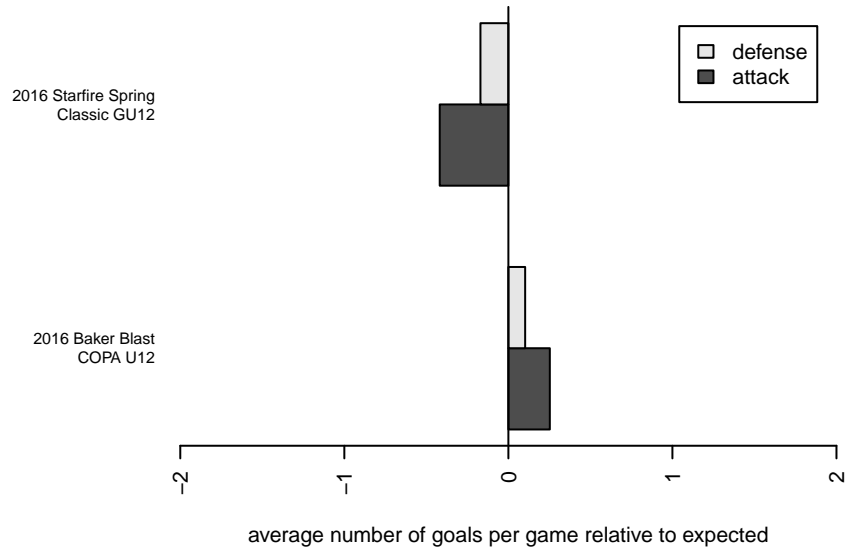
**attack and defense rating
relative to others at age
and all opponents in last 13 months**



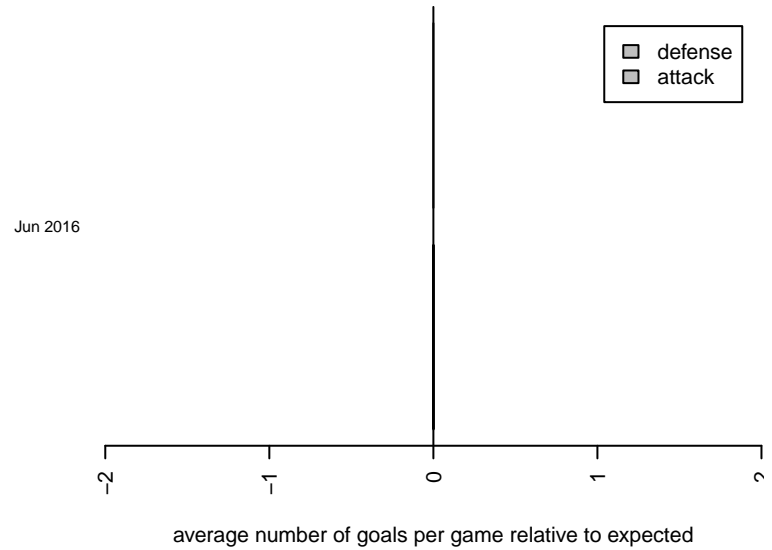
**attack and defense rating
relative to others at age
and all opponents in last 13 months**



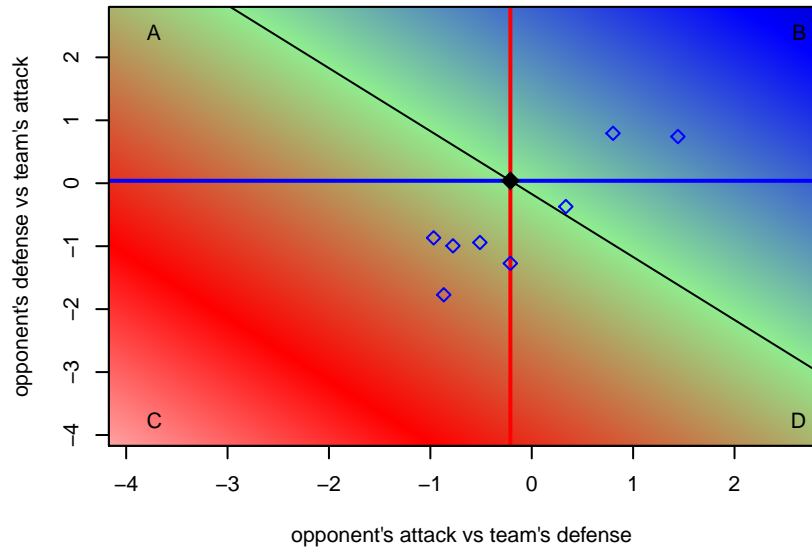
Performance relative to 13 month average



Performance relative to 13 month average



Distribution of opponents
 Red = Lose zone, Blue = Win zone, Green = Even
 Black line separates win/lose zones



lot. A=Neither has attack advantage, B=Opponent has both attack and defense advantage, C=Opponent has both attack and defense disadvantage, D=Both have

date	home		away		venue	pred.home	pred.away
2016-06-26	Emerald City FC Green G05	0	Chilliwack FC Selects G05	1	2016 Baker Blast COPA U12	0.57	2.52
2016-06-26	PMSC Diamonds G05	1	Chilliwack FC Selects G05	3	2016 Baker Blast COPA U12	1.61	1.43
2016-06-25	Mukilteo Rush G05	0	Chilliwack FC Selects G05	11	2016 Baker Blast COPA U12	0.57	6.11
2016-06-25	Chilliwack FC Selects G05	1	WA Rush Nero G05	2	2016 Baker Blast COPA U12	2.91	0.75
2016-06-24	Chilliwack FC Selects G05	2	Hammers FC Black G05	1	2016 Baker Blast COPA U12	3.76	1.01
2016-06-12	Coastal FC Royals G05	7	Chilliwack FC Selects G05	0	2016 Starfire Spring Classic GU12	5.24	0.49
2016-06-11	Chilliwack FC Selects G05	0	FC Edmonds Quiet Riot G05	2	2016 Starfire Spring Classic GU12	0.48	2.74
2016-06-11	Chilliwack FC Selects G05	2	Seattle United S Blue G05	0	2016 Starfire Spring Classic GU12	2.29	0.51